

HP560400W2-70W

56x40mm, 70W Cool White LED
High power integrated light source

LuckyLight

Technical Data Sheet

Features:

- Long operating life.
- High Power Consumption.
- Excellent thermal performance.
- The product itself will remain within RoHS compliant Version.

Applications:

- LEDs lighting engine.
- Bollards / Security / Garden.
- Commercial lighting.
- Indoor / Outdoor Commercial and Residential Architectural.
- Light Guides.

Device Selection Guide:

Part No.	Emitting Color
HP560400W2-70W	Cool White

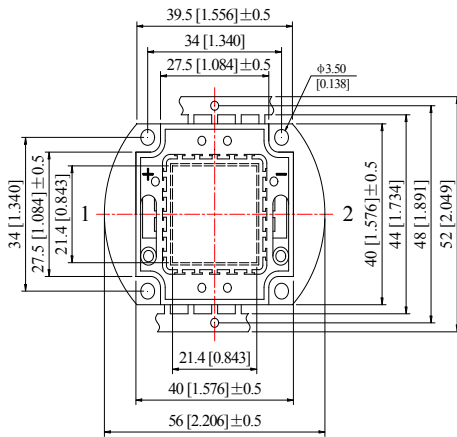
HP560400W2-70W

56x40mm, 70W Cool White LED
High power integrated light source

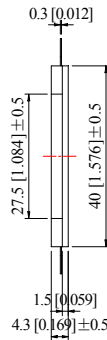


Technical Data Sheet

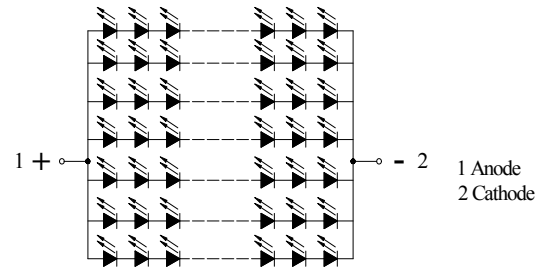
Package Dimension:



Top View

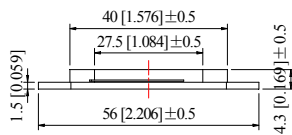


Side View



Dice Number: 10*7=70

Polarity



Side View

Unit: mm
Tolerance: ±0.25mm

Notes:

1. All dimensions are in millimeters (inches).
2. Tolerance is ± 0.25 mm (.010") unless otherwise noted.

HP560400W2-70W

56x40mm, 70W Cool White LED
High power integrated light source



Technical Data Sheet

Absolute Maximum Ratings at Ta=25°C

Parameters	Symbol	Max	Unit
Power Dissipation	Pd	70	W
Peak Forward Current ^(a)	IFP	2500	mA
DC Forward Current ^(b)	IF	2450	mA
Reverse Voltage	VR	5	V
LED Junction Temperature	Tj	120	°C
Operating Temperature Range	Topr	-20°C to +80°C	
Storage Temperature Range	Tstg	-30°C to +85°C	

Electrical Optical Characteristics at Ta=25°C

Parameters	Symbol	Min.	Typ.	Max.	Unit	Test Condition
Luminous Flux ^(a)	Φv	7000	8400	---	lm	IF=2450mA
Viewing Angle ^(b)	2θ1/2	---	140	---	Deg	IF=2450mA
Chromaticity Coordinates ^(c)	x	---	0.31	---		IF=2450mA
	y	---	0.32	---		
Color Temperature	CCT	5000	6500	---	K	IF=2450mA
Color Rendering Index	CRI	70	---	---	Ra	IF=2450mA
Forward Voltage	VF	30	34	38	V	IF=2450mA
Reverse Current	IR	---	---	10	μA	VR=5V

Notes:

- Luminous intensity is measured with a light sensor and filter combination that approximates the CIE eye-response curve.
- 2θ1/2 is the θ -axis angle where the luminous intensity is 1/2 the peak intensity
- The dominant wavelength (λ_d) is derived from the CIE chromaticity diagram and represents the single wavelength which defines the color of the device.

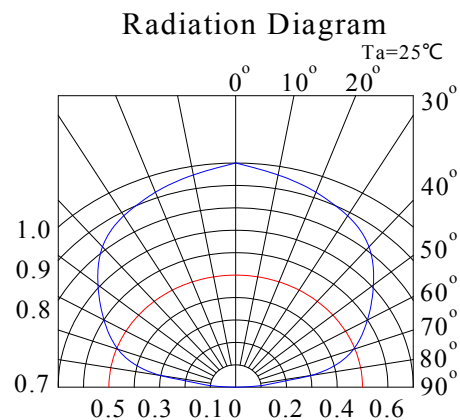
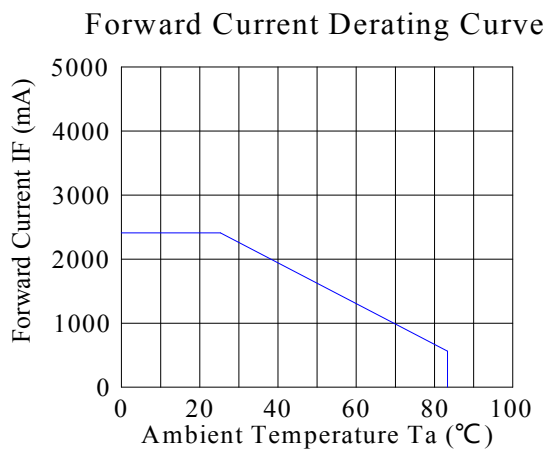
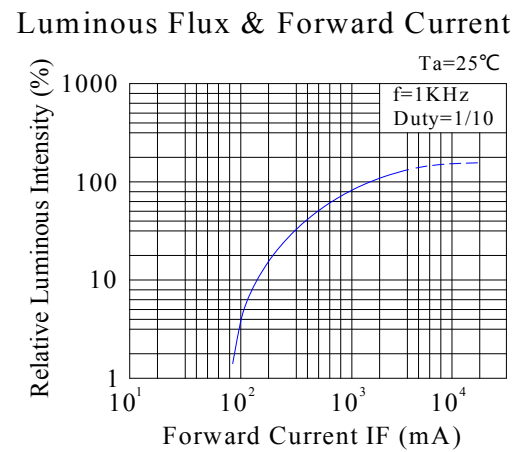
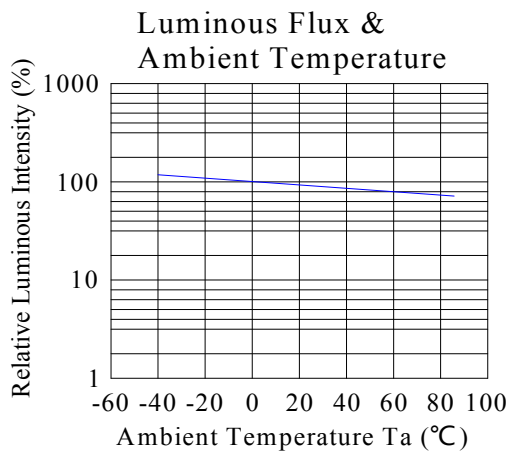
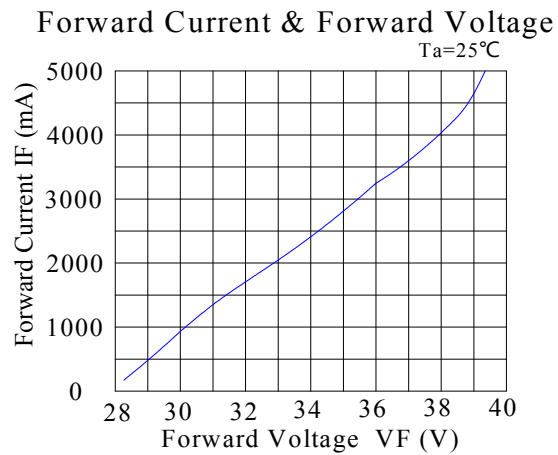
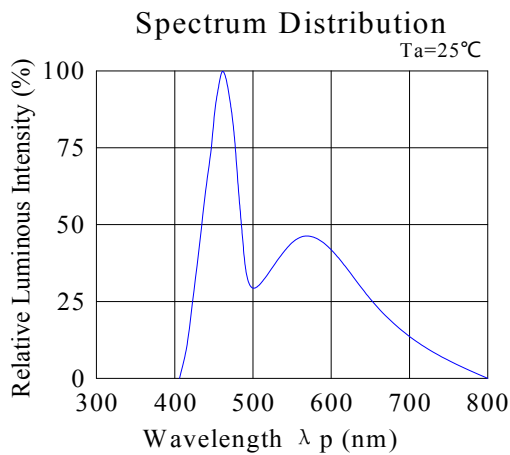
HP560400W2-70W

56x40mm, 70W Cool White LED
High power integrated light source



Technical Data Sheet

Typical Electrical / Optical Characteristics Curves (25°C Ambient Temperature Unless Otherwise Noted)



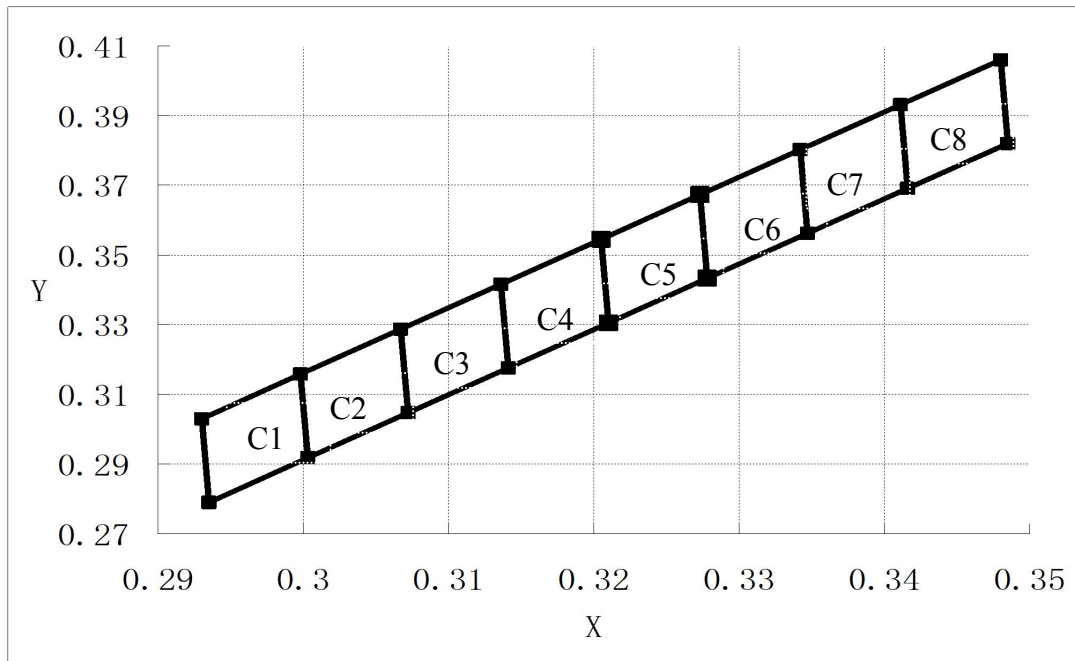
HP560400W2-70W

56x40mm, 70W Cool White LED
High power integrated light source

LuckyLight

Technical Data Sheet

CIE 1931 Chromaticity Diagram:



Chromaticity Coordinates Specifications for Bin Rank:

BIN Code	x1	y1	x2	y2	x3	y3	x4	y4	CCT
C1	0.293	0.303	0.2998	0.3158	0.3003	0.2918	0.2935	0.279	7500K-8000K
C2	0.2998	0.3158	0.3067	0.3287	0.3072	0.3047	0.3003	0.2918	7000K-7500K
C3	0.3067	0.3287	0.3136	0.3416	0.3141	0.3176	0.3072	0.3047	6500K-7000K
C4	0.3136	0.3416	0.3205	0.3545	0.321	0.3305	0.3141	0.3176	6000K-6500K
C5	0.3205	0.3545	0.3273	0.3673	0.3278	0.3433	0.321	0.3305	5500K-6000K
C6	0.3273	0.3673	0.3342	0.3802	0.3347	0.3562	0.3278	0.3433	5200K-5500K
C7	0.3342	0.3802	0.3411	0.3931	0.3416	0.3691	0.3347	0.3562	5000K-5200K

Notes:

1. Color coordinates measurement allowance is ± 0.15 .
2. One delivery will include up to two consecutive color ranks and three luminous intensity ranks of the products the quantity-ratio of the ranks is decided by **LuckyLight**.

Spec No.: HP560400

Issue No.: G-Rev-4

LuckyLight Electronics Co., Ltd

Copyright © 2017 LuckyLight All Rights Reserved

Date: 12-Sep-2017

E-mail: sales@luckylight.cn

http:// www.luckylight.cn

Page: 5 / 8

HP560400W2-70W

56x40mm, 70W Cool White LED
High power integrated light source



Technical Data Sheet

CAUTIONS

Please read the following notes before using the product:

The LED's are devices which are materialized by combining blue LED's and special phosphors. Consequently the color of the LED's is changed a little by an operating current. Care should be taken after due consideration when using LED's.

(1) Moisture Proof Package:

When moisture is absorbed into package it may vaporize and expand during soldering. There is a possibility that this can cause exfoliation of the contacts and damage to the optical characteristics of the LED's. For this reason, the moisture proof package is used to keep moisture to a minimum in the package.

(2) Storage Conditions

Before opening the package:

The LED's should be kept at 30°C or less and 60%RH or less. The LED's should be used within a year. When storing the LED's. Moisture proof packaging with absorbent material (silica gel) is recommended.

After opening the package:

The LED's should be kept at 30°C or less and 50%RH or less. The LED's should be soldered within 168 hours (7days) after opening the package. If unused LED's remain, they should be stored in moisture proof packages, such as sealed containers with packages of moisture absorbent material (silica gel). It is also recommended to return the LED's to the original moisture proof bag and to reseal the moisture proof bag again. If the moisture absorbent material (silica gel) has faded away or the LED's have exceeded the storage time, baking treatment should be performed using the following conditions. Baking treatment: more than 48 hours at 65±5°C
LEDGUHON LED electrode and lead free are comprised of a silver plated copper alloy. The silver surface may be affected by environments which contain corrosive gases and so on. Please Avoid conditions which may cause the LED to corrode, tarnish or discolor. This corrosion or discoloration might lower solderability or might affect on optical characteristics. Please avoid rapid transitions in ambient temperature, especially in high humidity environments where condensation can occur.

(3) Heat Generation

Thermal design of the end product is of paramount importance. Please consider the heat generation of the LED when making the system design. The coefficient of temperature increase per input electric power is affected by the thermal resistance of the circuit board and density of LED placement on the board, as well as other components. It is necessary to avoid intense heat generation and operate within the maximum ratings given in this specification. The operating current should be decided after considering the ambient maximum temperature of LED's.

HP560400W2-70W

56x40mm, 70W Cool White LED
High power integrated light source



Technical Data Sheet

(4) Cleaning

It is recommended that isopropyl alcohol be used as a solvent for cleaning the LED's. When using other solvents, it should be confirmed beforehand whether the solvents will dissolve the package and the resin or not. Freon solvents should not be used to clean the LED's because of worldwide regulations. Do not clean the LED's by the ultrasonic. When it is absolutely necessary, the influence of ultrasonic cleaning on the LED's depends on factors such as ultrasonic power and the assembled condition. Before cleaning, a pre-test should be done to confirm whether any damage to the LED's will occur °C

(5) Static Electricity

Static electricity or surge voltage damages the LED's. It is recommended that a wrist band or an anti-electrostatic glove be used when handling the LED's. All devices, equipment and machinery must be properly grounded. It is recommended that measures be taken against surge voltage to the equipment that mounts the LED's. When inspecting the final products in which LED's were assembled, it is recommended to check. Whether the assembled LED's are damaged by static electricity or not, it is easy to find static-damaged LED's by a light -on test or a VF test at a lower current (below 1mA is recommended). Damaged LED's will show some unusual characteristics such as the leak current remarkably increases, the forward voltage becomes lower, or the LED's do not light at the low current. Criteria ($V_f > 2.0V$ at $I_f = 0.5mA$)

(6) Others

Care must be taken to ensure that the reverse voltage will not exceed the absolute maximum rating when using the LED's with matrix drive. The LED light output is strong enough to injure human eyes. Precautions must be taken to prevent looking directly at the LED's with unaided eyes for more than a few seconds. Flashing lights have been known to cause discomfort in people, you can prevent this by taking precautions during use. Also, people should be cautious when using equipment that has had LED's incorporated into it. The LED's described in this brochure are intended to be used for ordinary electronic equipment (such as office equipment, communications equipment, measurement instruments and household appliances) Consult LEDGUHON's sales staff in advance for information on the applications in which exceptional quality and reliability are required, particularly when the failure or malfunction of the LED's may directly jeopardize life or health (such as for airplanes, aerospace, submersible repeaters, nuclear reactor control systems, automobile, traffic control equipment, life support systems and safety devices). User shall not reverse engineer by disassembling or analysis of the LED's without having prior written consent from LEDGUHON when defective LED's are found, the User shall inform LEDGUHONG directly before disassembling or analysis. The formal specifications must be exchanged and signed by both parties before large volume purchase begins. The appearance and specifications of the product may be modified for improvement without notice

HP560400W2-70W

56x40mm, 70W Cool White LED
High power integrated light source



Technical Data Sheet

Terms and conditions for the usage of this document

1. The information included in this document reflects representative usage scenarios and is intended for technical reference only.
2. The part number, type, and specifications mentioned in this document are subject to future change and improvement without notice. Before production usage customer should refer to the latest datasheet for the updated specifications.
3. When using the products referenced in this document, please make sure the product is being operated within the environmental and electrical limits specified in the datasheet. If customer usage exceeds the specified limits, LuckyLight will not be responsible for any subsequent issues.
4. The information in this document applies to typical usage in consumer electronics applications. If customer's application has special reliability requirements or have life-threatening liabilities, such as automotive or medical usage, please consult with LuckyLight representative for further assistance.
5. The contents and information of this document may not be reproduced or re-transmitted without permission by LuckyLight.